
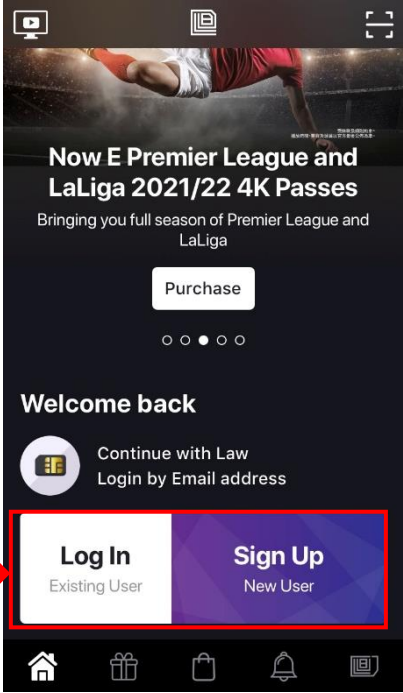
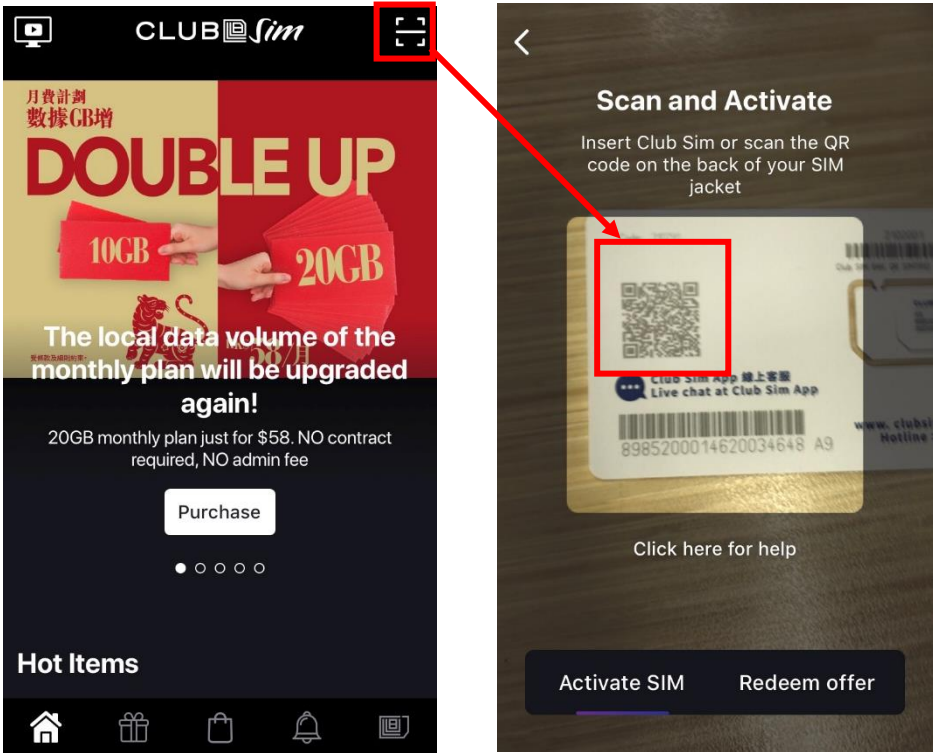


Redemption Steps of 7-Eleven \$20 E-cash coupon

<p><u>Step 1:</u> Download Club SIM App on Google Play or App Store</p>	 <p>The image shows the Club Sim app logo, which is a purple square with a white SIM card icon and the text 'CLUB Sim'. To the right are two buttons: 'ANDROID APP ON Google play' and 'Download on the App Store'. Below the logo is a search bar containing the text 'Club Sim' and a magnifying glass icon.</p>
<p><u>Step 2:</u> Open Club Sim App · Please Sign Up or Log In. Please Sign up if no account.</p>	 <p>The screenshot shows the Club Sim app interface. At the top, there's a banner for 'Now E Premier League and LaLiga 2021/22 4K Passes' with a 'Purchase' button. Below that, it says 'Welcome back' and offers options to 'Continue with Law' or 'Login by Email address'. At the bottom, there are two buttons: 'Log In Existing User' and 'Sign Up New User'. A red box highlights these two buttons, and a red arrow points to the 'Log In' button.</p>
<p><u>Step 3:</u> Press the [-] in the top right corner · then scan QR Code on the reverse side of SIM card to pair up</p>	 <p>The left screenshot shows a promotional offer for 'DOUBLE UP' with '10GB' and '20GB' data plans. A QR code on the SIM card is highlighted with a red box. A red arrow points from this QR code to the right screenshot. The right screenshot shows the 'Scan and Activate' screen, which prompts the user to 'Insert Club Sim or scan the QR code on the back of your SIM jacket'. The QR code on the SIM card is again highlighted with a red box. Below the QR code, there's a 'Click here for help' link and two buttons: 'Activate SIM' and 'Redeem offer'.</p>

Redemption Steps of 7-Eleven \$20 E-cash coupon

After pair-up, press [👤] on the bottom right corner of Club Sim App, then press [My Service Packs], [My Coupon] to redeem.

